




## View from the Organ Bench

Pastor Karen asked me to provide notes and pictures about the organ. Though I have only been with the instrument for a short period of time, there are major issues that cannot be overlooked. These problems negatively impact the ability to lead services and choose music. Some issues are intermittent – whether due to season, improper heating and cooling, or poor craftsmanship – further limiting the congregation and its music.

Below, I provide pictures and notes to help show some of the issues affecting our instrument. – Michael Snyder

Description of Problem	Gay Street Organ	
<ul style="list-style-type: none"><li>• Random parts can be found throughout the organ chamber.</li><li>• Missing tuning slides make some pipes untunable.</li><li>• Bottoms of wind chests (not pictured) are warped and will not seal, causing leaking, hissing air.</li></ul>		
<ul style="list-style-type: none"><li>• Failed seals make an audible hissing sound.</li><li>• Flex hose, instead of rigid HVAC-like ducting, causes unsteady pressure and, therefore, unsteady pitch.</li><li>• Plastic bag filling a failed seal</li></ul>		
<ul style="list-style-type: none"><li>• The leather and action are failing. Some notes do not play. Others ciphured - where a note continues to play when it's not supposed to – and the pipes were pulled while the air continues to hiss out.</li></ul>		

- More pulled pipes due to ciphers
- Significant dust covers the organ from fallen plaster due to ceiling damage.



- Masking tape holding the regulating scroll in place. Caused by a improper maintenance.



- Improper ducting and poor electrical work;
- Deteriorating leather joints on reservoirs.

